








Year 2 – Autumn 2 (8 weeks)					
Key Text	 <p>Zim Zam Zoom! James Carter 'Firework Poem'</p>	 <p>Where the Poppies Now Grow - Hillary Robinson and Martin Impey</p>	Various texts, fact files and information books related to Guy Fawkes		
Text Type	Poetry: List Choose descriptive vocabulary to create a poem to describe.	Poetry: Acrostic/List Choose descriptive vocabulary to create a poem to describe.	Narrative: Character Description Using historical information and illustrations to write a detailed description of Guy Fawkes for a 'Wanted Poster'.	Narrative: Recount (Newspaper) Historical Event	
Curriculum Links	History		History	History	
Opportunities for Oral Composition	Orally rehearse sentences. Develop fluency through performance reading and repetitive refrain. Continue rhyming strings using words from the text. Perform poems written by themselves and others.	Orally rehearse sentences. Develop fluency through performance reading and repetitive refrain. Continue rhyming strings using words from the text. Perform poems written by themselves and others.	Orally rehearse sentences in role. Use drama/role play to enhance ideas.	Orally rehearse sentences. Orally retell a historical event using sequencing language. Listen to and share opinions using reasoning (because, but)	
Written Composition	<u>Learn to:</u> <ul style="list-style-type: none"> Collect new vocabulary. Plan ideas Write in phrases, demarcated effectively. 	<u>Learn to:</u> <ul style="list-style-type: none"> Collect new vocabulary. Plan ideas Write in phrases, demarcated effectively. 	<u>Learn to:</u> <ul style="list-style-type: none"> Use expanded noun phrases. Use apostrophes for possession Use varied sentence openers. Write in the present tense. 	<u>Learn to:</u> <ul style="list-style-type: none"> Use time adverbs (first, next, then...) to sequence real events chronologically. Write in the past tense (-ed suffix) Use apostrophes for contractions. Use expanded noun phrases. 	
National Curriculum	Demarcate sentences with a capital letter, full stop, question mark, exclamation mark. Develop positive attitudes towards and stamina for writing by writing poetry. Write down ideas and/or key words, including new vocabulary. Formation of adjectives and verbs using suffixes. Expanded noun phrases for description and specification.	Demarcate sentences with a capital letter, full stop, question mark, exclamation mark. Develop positive attitudes towards and stamina for writing by writing poetry. Write down ideas and/or key words, including new vocabulary. Formation of adjectives and verbs using suffixes. Expanded noun phrases for description and specification.	Demarcate sentences with a capital letter, full stop, question mark, exclamation mark. Expanded noun phrases for description and specification. Correct choice and consistent use of present tense throughout writing. Coordination to join clauses.	Demarcate sentences with a capital letter, full stop, question mark, exclamation mark. Correct choice and consistent use of past tense throughout writing. Expanded noun phrases for description and specification. Coordination and subordination to join clauses. Formation of adjectives and verbs using suffixes.	
Handwriting	Progression: Wk 1 – 4 Bridge family (m n r h b k p) Wk 5 – Zig Zag family (w v) Wk 6 – Smile family (u y) Wk 7 & 8 – Misfit family (s f x z)	Spelling	Segment spoken words into phonemes and record these as graphemes. Plug gaps in Y1 Common Exception Words. Begin to spell Y2 Common Exception Words. (See Spelling Progression Document for more detail) Past tense adding –ed suffix to a root word.	Assessment	Newspaper report
Class Reads	 <p>Dipal Diwali – twinkl book</p>	 <p>Sparks in the Sky – twinkl book</p>	 <p>The Christmas Truce - Hillary Robinson and Martin Impey</p>	 <p>Poems about Festivals – Brian Moses</p>	 <p>Night Before Christmas</p>